

WIRELESS *for the* **WARRIOR**

Pamphlet Series

No. 6 Wireless Set No. 19 spare valves cases

Cover and layout: Louis Meulstee.

Cover illustration: Wireless Set No. 19 spare valves case Type 2B. (Photo Jan Poortman, PA3ESY).

The cover artwork and layout of this pamphlet was prepared with DTP Serif PagePlus X6, using Arial, AvantGarde, Helvetica and Poppl-Laudatio fonts. Scanned illustrations and photos were enhanced and prepared with Adobe Photoshop Elements. The finished publication was directly converted into PDF format.

First published 2022, Version 1.00, as a free to download print ready publication.

© Louis Meulstee PA0PCR
Ottersum
The Netherlands
info@wftw.nl
<http://www.wftw.nl>

About this publication.

Spare valves cases were essential parts of British, Commonwealth and USA manufactured Wireless Set No. 19. This pamphlet shows the two main types with versions and variations, and related spare valves cases. In the appendix is a list with all currently known British spare valves cases. A small selection of affiliated Canadian spare valves cases were added at a later stage.

The Pamphlet Series.

The Pamphlet Series of publications was created to accommodate a future range of reprints and articles of historical importance, hitherto not published documents, and reports on Army signalling. These can be downloaded from www.wftw.nl, freely copied and distributed, but only in their current form, preferably with mention this website.

Note that the page layout of the Pamphlet Series was setup with mirrored pages, primarily intended for double sided (colour) printing, preferably on good quality class A paper.

For previously issued free to download pamphlets see page 17.



Aug. 2022

Introduction

A number of years ago the late Bob Warner sent by post an envelope containing photographs taken from a rare Wireless Set No. 19 Mk.I spare valves case.

With the intention to put these photos on the WftW website, they were unfortunately mislaid in a wrong folder and fell in oblivion.

At a recent spring cleaning these were unearthed, and as can be seen in the photos on page 6, this type of spare valves case was considerably larger than the later more compact cases, believed to be similar to that of Reception Set R107.

When looking at the later issued WS No. 19 spare valves cases, it can be concluded that the 'Wireless Set No. 19 Case Spare Valves, ZA 3104' (see page 7) for the British Mk.II and Mk.III set was the standard model on which all later versions, manufactured in Canada and the USA, were based. Still later issued versions 'Case Spare

Valves No. 4G', (with variations 'No. 4GT' and 'No. 4G Mk.1/1') were issued for use with either WS No. 19 and WS No. 22.

For ease of recognition only, the two main types of No. 19 Set spare valves cases with their variations were designated Type 1 and Type 2.

In this WftW Pamphlet No. 6 the versions and variations of Wireless Set No. 19 spare valves cases are shown, along with associated spare valves cases of Wireless Sets No. 19 High Power, No. 22 and No. 62.

For ease of recognition only, the two main types of No. 19 Set spare valves cases were designated Type 1 and Type 2 (with variations 2A to 2E).

Type 2D and 2E were basically similar to Type 2A with the exception of a different VAOS number, plan of base and locking catch. Spares valves case Type 2 was also used with many

other sets, known as the 'Case Spare Valves No. 4' series; these were not included, but only mentioned in Appendix 2.

Only a relative small number of spare valves cases could be examined in detail. Observed was that some had been refurbished or not having an original (sponge rubber or metal base) valves container. This was at the initial stages of investigation and was rather confusing.

The explanatory text of this WftW Pamphlet was kept to a minimum, considering that a single illustration usually tells more than an extensive and long winded description.

In Appendix 1, the most common WS No. 19 spare valves cases Type 2 variations A to E were listed.

For ease of reading, meant as an aid to the rather extensive number of details, repeating description of some facts and items in this WftW Pamphlet will be encountered.

Contents	Page
Introduction.	Page 3
Contents.	Page 3
List of Wireless Set No. 19 (and related) spare valves cases and valves.	Page 4
Acknowledgements and References.	Page 4
Constructional details of spare valves case Type 2.	Page 5
Wireless Sets No. 19 Mk.I Cases Spare Valves.	Page 6
Pictorial overview of Wireless Set No. 19 marks and productions.	Page 6
Wireless Set No. 19 Case Spare Valves, ZA 3104.	Page 7
Wireless Set No. 19 Case Spare Valves (Can.) Early version.	Page 8
Wireless Set No. 19 Case Spare Valves (Can.) Later version.	Page 9
Wireless Set No. 19 Case Spare Valves. (USA).	Page 10
Case Spare Valves No. 4G.	Page 11
Case Spare Valves No. 4GT.	Page 11
Case Spare Valves No. 4G Mk.I/I.	Page 11
Case Spare Valves No. 5.	Page 12
Wireless Set No. 19 Mk.II (Aust) Case Spare valves.	Page 12
Case Spare Valves No. 4C.	Page 12
Case Spare Valves No. 4K.	Page 12
Appendix 1. Condensed identification list spare valves cases Type 2A to 2E.	Page 13/14
Appendix 2. Identification list of currently known British spare valves cases.	Page 15
Appendix 3. Canadian WS No. 9, WS No. 19 High Power and WS No. 29.	Page 16
Info pages.	Page 17/18

List of Wireless Set No. 19 (and related) spare valves cases.

Type	Associated Wireless Set	VAOS No.	Description/Designation	Details
1	WS No. 19 Mk.I	N.I.V.	Wireless Sets No. 19 Mk.I Cases Spare Valves. -----	Page 6
2A	WS No. 19 Mk.II/III (British)	ZA 3104	Wireless Set No. 19 Case Spare Valves, ZA 3104. -----	Page 7
2B	WS No. 19 Mk.II/III (Can)	N.I.V.	Wireless Set No. 19 Case Spare Valves. -----	Page 8/9
2C	WS No. 19 Mk.II/III (USA)	N.I.V.	Wireless Set No. 19 Case Spare Valves. -----	Page 10
2D	WS No. 19/22	ZA 22935	Case Spare Valves No. 4G. -----	Page 11
2E	WS No. 19/22	ZA 26925	Case Spare Valves No. 4GT. -----	Page 11
2E	WS No. 19/22	ZA 26925	Case Spare valves No. 4G Mk.I/I. -----	Page 11
Related Wireless Sets				
2E	WS No. 62 (early version)	ZA 26925	Case Spare Valves No. 4GT. -----	Page 11
2D	WS No. 62 (post war)	ZA 28125	Case Spare Valves No. 4K. -----	Page 12
2D	WS No. 22 (initial issue)	ZA 14041	Case Spare Valves No. 4C. -----	Page 12
2D	Amplifier RF No. 2	ZA 10418	Case Spare Valves No. 5. -----	Page 12
n.a.	WS No. 19 Mk.II (Aust)	ZAA 4135	Wireless Set No. 19 Mk.II (Aust) Case Spare valves. -----	Page 12
n.a.	WS No. 9 (Can)	N.I.V.	Wireless Set (Canadian) No. 9 Case Spare Valves.	Page 16
n.a.	WS No. 19 HP (Can)	N.I.V.	Amplifier WS No. 19 Case Spare Valves and Parts.	Page 16
2B	WS No. 29 (Can)	ZA/C2114	Cases, Spare Valves, No. C2	Page 16

Notes:

- For ease of recognition only, the two main spare valves case types in this WftW Pamphlet, issued with WS No. 19, were designated Type 1 and Type 2, the latter subdivided into Types 2A to 2E.
- The steel case of all variations of Type 2 were almost identical in size (14.5x15x17cm), though their construction differed.
- 3 versions of catches were noted; the locking swivel catch had 3 variations.
- The sponge rubber valves container was primary fitted in Type 2A.
- The contents of spare valves cases Type 2A to C was 15 valves.
- Type 2D and 2E were universal spare valves cases and could be used with either Wireless Sets Nos. 19 or 22. These contained only 10 valves, (9 when used with WS No. 22), also known as No. 4G, No. 4GT and No. 4 Mk.I/I.
- Printed on white cloth and attached at the backside of the lid, was the 'Plan of Case', identifying the location of valves. In the later issued Canadian Type 2B only, it was named 'Plan of Base'.

Valve type VAOS	Alternative valve designation			Type 2A-C Amount of valves	Type 2D-E Amount of valves	List of valves types with alternatives and number used in Wireless Set No. 19 spare valves case Type 2.
	Commercial	Army	VT number			
ZA 5699	6K7G		VT-85	6*	3	* Early USA manufactured cases had 2 VT-232 valves and 5 VT-85, which was later brought in line with cases made in the UK and Canada.
ZA 5305	6B8G		VT93-A	1	1	
ZA 5307	6K8G		VT-167-A	2	1	
ZA 3496	807	ATS 25	VT-100A	1	1	
ZA 3056	6H6, EB 34	ARDD 5	VT-90	1	1	
ZA 3058	EF 50	ARP 35	VT-250	1	1	
ZA 5306	6V6G	ARP 32	VT-107B	2	1	
ZA 3055	E1148	CV 6	VT-232	1*	1	

Acknowledgements:

With many thanks to Jan Poortman, PA3ESY and Keith Watt, G4MSF who both took photos, providing information. Special thanks to Chris Bisailion, VE3CBK, providing detailed essential information, perfect quality photographs, and support in the form of error corrections and grammar hints. Final proof reading was by Pete McCollum, N0TDM. Posthumous thanks to Bob Warner, UK, whose photos were an inspiration for preparing this WftW Pamphlet. Without their assistance, proof reading, encouragement and generous contributions in the form of photographs, this Pamphlet could not have been so complete.

Abbreviations/definitions used in this Pamphlet:

V.A.O.S. = Vocabulary of Army Ordnance Stores.
 N.I.V. = Not In vocabulary.
 DAD = Department of Defence (Australia).
 WS = Wireless Set.
 Mfg = manufacturer
 'Plan of case' = the printed on white cloth valves contents which was attached at the backside of the lid.
 n.o.s. = new old supply.

References

- Working Instructions Wireless Set No. 19 Mark II (as manufactured in Canada and the USA), Ref. No. PC 90772C-195), July, 1942.
- Working Instructions Wireless Set (Canadian) No. 19 Mark III, Ref. No. RCA 113923-1, WO Code 18996, n.d.
- Wireless for the Warrior, Volume 2, L. Meulstee, 1998, GC Arnold Partners, Dorset, ISBN 1898805 10 5.

Constructional details of WS No. 19 spare valves case Type 2.

Locking and spring catches on spare valves case Type 2.



Locking swivel catch **Version 1A** was fitted on all the British manufactured No. 19 Set valves cases Type 2A and 2D. It can easily be recognised by the use of a roundhead screw.



Locking swivel catch **Version 1B** was primarily fitted on spare valves cases made in the USA Type 2C and also on early version of the Canadian Type 2B. It differed slightly from the British model in its construction and the use of a rivet.



Locking swivel catch **Version 1C** was fitted on Australian No. 19 Set spare valves cases. The construction differed from the previous models, with as recognition items a small stud on the handle and the use of a rivet.

Spring catch **Version 2** was fitted on Canadian produced spare valves cases Type 2C. Its construction was simple and required less labour and material.



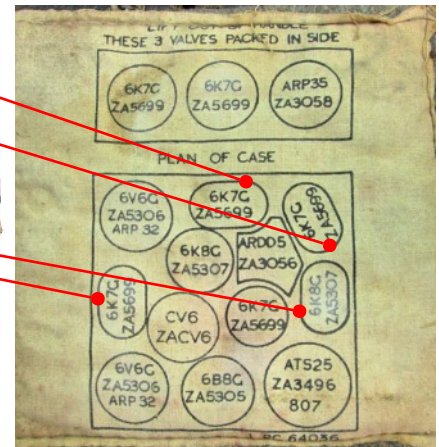

Locking catch **Version 3** was fitted on tropicalised Type 2E British spare valves cases No. 4GT and No. 4G Mk.I/I .



Sponge rubber container in spare valves case Type 2.

When identifying a spare valves case Type 2 and finding a sponge rubber valves container, it is not always certain that it was originally fitted.

Helpful will be the plan of case on the inside of the lid. When this drawing shows four truncated flattened openings on the top and right hand side, it is almost certain that a sponge rubber container was originally fitted. This was the case (pun intended) of an early production Canadian Type 2B at page 8, and Type 2E (No. 4GT for early WS No. 62) at page 11 which both were normally fitted with a different valves container. If the plan of case shows 15 circles for the openings, it will be almost certain that it originally had a metal valves container; with only 12 circles it had a cardboard valves container.



Plan of case Type 2A with manufacturer's number PC64036.


Cardboard container in spare valves case in Type 2D and 2E.



Top view of cardboard valves container.

Later issued spare valves cases Types No. 2D and No. 2E (also known as Case Spare Valves No. 4G and No. 4GT) had a cardboard valves container, believed for saving rubber in war economy. It could accommodate only 12 valves.

Side view of cardboard valves container showing bottom valves positions.



Type 1 WS No. 19 Mk.I spare valves case.



'Wireless Sets No. 19 Mk.I Cases Spare Valve' (Type 1, left) compared to later issued No. 19 Set spare valves cases 'Wireless Set No. 19 Case Spare Valves, ZA 3104' (Type 2A centre) and 'Case Spare Valve No. 4G Mk.1/1' (Type 2E right).

At the bottom of 'Wireless Sets No. 19 Mk.I Cases Spare valves' was a wooden base plate on which was mounted a wooden platform where valve holders were fitted to insert the spare valves. The less taller valves were located on additional wooden platforms.

A felt pad in the lid kept the valves in position. The top inside of the case had a raised edge. It is believed that the metal case and general construction of the contents was similar to the spare valves case of Reception Set R107.




Internal view of 'Wireless Sets No. 19 Mk.I Cases Spare Valve'. The wooden base with valve holders was permanently fitted to the bottom of the steel case.



General view of WS No. 19 Mk.I spare valves case with all valves in position.

Pictorial overview of various models of Wireless Set No. 19.



WS No. 19 Mk.I British



WS No. 19 Mk.II British



WS No. 19 Mk.III British



WS No. 19 Mk.II Canadian



WS No. 19 Mk.III Canadian




WS No. 19 Mk.II USA

Type 2A WS No. 19 spare valves case manufactured in Great Britain.



Front view of Type 2A with broad arrow and VAOS number.



Plan of case of Type 2A printed on white cloth and attached to inside lid.



'Wireless Set No. 19 Case Spare Valves ZA 3104'.

- VAOS number ZA 3104 with broad arrow printed at side of the case.
- Locking swivel catch version 1A, fastened by a roundhead screw.
- Edge of lid was reinforced with a metal strip.
- Sponge rubber valves container. (See also page 5).
- Manufacturer's part number on plan of case: PC 64036.
- Position of drawings in plan of case: 3 valve drawing on top.
- Valves position in container differed from that of Type 2B and 2C.
- Valve type notations included Army, Commercial and VAOS ZA numbers.
- Type 2A, with a different valves container, plan of case or locking catch was also used with other sets under different VAOS numbers (designated Type 2D and 2E). See pages 11 and 12.

Primary recognition items were marked with a red circle and written in red above.



Top view of sponge rubber spare valves container.




Side view of sponge rubber spare valves container showing the 3 valves packed inside.



Deterioration of the sponge rubber container often transformed it into a massive block of an almost petrified substance.


Type 2B (early version) WS No. 19 spare valves case manufactured in Canada.



Front view of Canadian Type 2B early version.



Early Canadian Type 2B sponge rubber valves container.



Plan of case Canadian early version spare valves case.

This early version Canadian spare valves case, a near copy of the British Type 2A, had a sponge rubber valves container and a locking swivel catch version 1B. (See also page 5). The drawing of the 3 valves was, similarly to the British Type 2A, positioned above of main drawing.

'Wireless Set No. 19 Case Spare Valves'. (Early version)

- No VAOS ZA number at side of case.
- Locking swivel catch version 1B.
- Canadian broad arrow stamp on outside lid.
- Sponge rubber valves container.
- Manufacturer's part number on plan of case: PC 76873C-205.
- Position of drawings in plan of case: 3 valve drawing on top.
- Position of valves differed from that of Type 2A.
- valves type notations: Commercial, Army and VAOS ZA numbers.
- The case could be fixed to an object using the three holes at the bottom.
- Colour dark green.

Primary recognition items were marked with a red circle and written in red above.



Side view of Canadian sponge rubber spare valves container. It differed with the British sponge rubber container that it had a canvas flap.

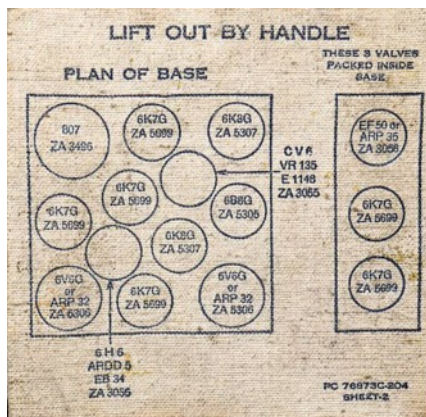


General view of Canadian sponge rubber spare valves container.

Type 2B (Later version) WS No. 19 spare valves case manufactured in Canada.



Front view of Canadian Type 2B later issued version.



Plan of base Canadian spare valves case. Several variations have been spotted.



'Wireless Set No. 19 Case Spare Valves' (Later version)

- No VAOS ZA number at side of case.
- Spring catch version 2.
- Canadian broad arrow stamp on outside lid.
- Metal base for the valves.
- Different manufacturer's part numbers on plan of base: PC 76873C-204, 106-261 and NE 76873C-204 have been noted (sometimes with a RCA stamp).
- Position of drawings in plan of case: 3 valve drawing at right hand side.
- Position of valves differed from that of Type 2A.
- valves type notations: Commercial, Army and VAOS ZA numbers.
- The case could be fixed to an object using the three holes at the bottom.

Primary recognition items were marked with a red circle and written in red above.



Top view of case showing Canadian broad arrow stamp.



Side view of Canadian metal base with valves.



Bottom view of Canadian spare valves base.

Mounting holes in a Canadian Type 2B case.

In the construction of both versions of the Canadian Type 2B spare valves case, three mounting holes were made at the bottom of the case.



Constructional detail in bottom edge of steel case (above), and general view of Canadian Type 2B bottom showing mounting holes (right).



Type 2C WS No. 19 spare valves case manufactured in the USA.



Front view of USA produced Type 2C.




Plan of case USA produced spare valves case early version with two VT-232 valves.



'Wireless Set No. 19 Case Spare Valves'.

- No VAOS ZA number at side of case.
- Locking swivel catch version 1B.
- Raised edge at bottom of steel case.
- Red and black SC inspector stamps (exceptions were noted).
- Metal base for spare valves.
- No manufacturer's part number on plan of case.
- Position of drawings in plan of case: 3 valve drawing at right hand side.
- Position of valves differed from that of Type 2A.
- valves type notations: Commercial and VT numbers.
- Early productions had two VT-232 and five VT-85 valves. *)

Primary recognition items were marked with a red circle and written in red above.



A n.o.s. Type 2C spare valves case with packing carton and black cloth pads fitted between the individual valves (left).




Side view of USA manufactured metal base with spare valves. This was an early production variation with two VT-232 valves.



Bottom view of USA manufactured metal spare valves base. Note SC inspector stamp and valves holder retaining catches.



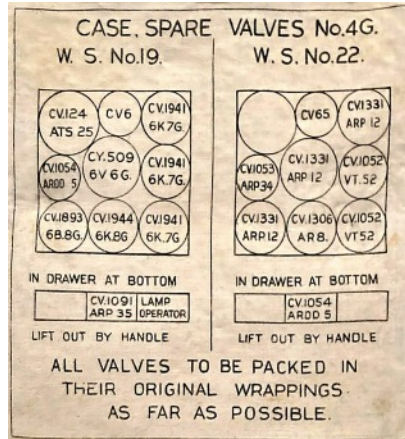
Picture of another metal spare valves base with SC inspector stamp and different valves holder retaining catches.



Later plan of case with only one VT-232.

*) One source mentioned the poor quality of early production VT-232 valves as reason for the issue of two spare valves.

Type 2D Spare valves case No. 4G for WS No. 19 or WS No. 22.



TYPE 2D 'Case Spare Valves No. 4G, ZA 22935', was used with either WS No. 19 or No. 22. The metal case was identical to Type 2A, but had a cardboard valves container with a capacity for 12 valves which were normally packed in their original corrugated cartons. It contained less (10) valves as opposed to 15 in the Type 2A No.19 Set ZA 3104 spare valves case. The 'Plan of case' was for either WS No. 19 and No. 22.

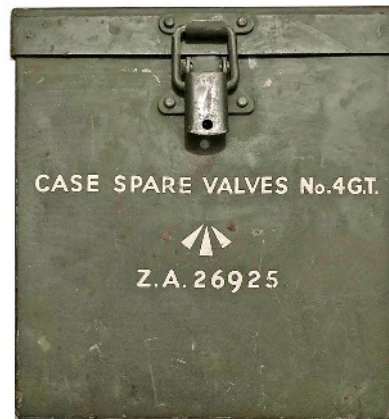
Type 2D continued on page 12.

Type 2E Spare valves case No. 4GT for WS No. 62 and WS No. 19/22;
Spare valves case No. 4G Mk.1/1 for WS No. 19/22.

Type 2E spare valves cases were tropicalised and basically similar to Type 2D with the exception in having a version 3 locking catch. They usually had a cardboard valves container, but noted is a variation with a sponge rubber valves container.

Spotted was a refurbished Canadian case Type 2B, designated Spare Valves No. 4G Mk.1/1 ZA 2625 with a metal valves tray.

TYPE 2E 'Case Spare Valves No. 4GT, ZA 26925', was a tropicalised version of No. 4G. It had a locking catch version 3. The steel case was in other aspects similar to No. 4G. The spare valves container shown right was an anomaly having a sponge rubber valves container and according the plan of case exclusively for WS No. 62. (Later replaced by 'Case Spare Valves No. 4K, ZA 28125', see page 12).



TYPE 2E Case Spare Valves No. 4G Mk.1/1 was a later variation (actually just a rename of designation, replacing 'T' to 'Mk.1/1'). It retained the same VAOS number ZA 26925 and was in all aspects similar to No. 4GT with 19T/22T shown right.

TYPE 2E Front view of another variation of spare valves case No. 4GT, ZA 26925, having a cardboard valves container.

Type 2D

Related and Australian spare valves cases.

Amplifier RF No. 2.



TYPE 2D 'Case Spare Valves No. 5, ZA 10418', was issued with Amplifier RF No. 2, part of a WS No. 19 High Power. Apart from 4 ATS25 valves, it carried spare fuses, a spare fuse holder cap and two bulbs.

Australian Wireless Set No. 19 Mk.II.



'Wireless Set No. 19 Mk.II (Aust) Case Spare Valves, ZAA 4135', was manufactured in Australia. Though physically similar, its mechanical construction differed from that of the valves cases Type 2A (Locking Swivel catch Type 1C and a raised edge on the inside top of the case). The valves container was sponge rubber.

Wireless Set No. 22 original model

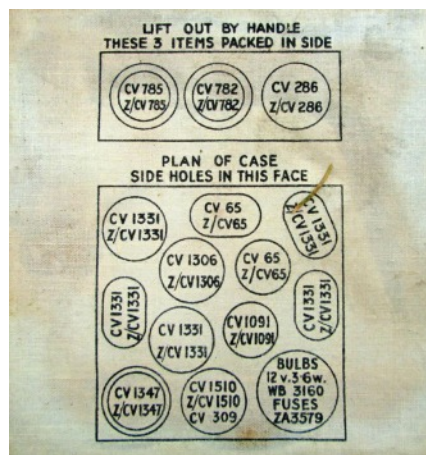


TYPE 2D 'Case Spare Valves No. 4C, ZA 14041', was believed the originally issued WS No. 22 case. It had a sponge rubber valves container according to the plan of case. See page 5.

Raised edge on inside top.



Wireless Set No. 62.



TYPE 2D 'Case Spare Valves No. 4K, ZA 28125', was issued with WS No. 62. The construction of the steel case was identical to Type 2A, but as post-war made, the valves container was different using synthetic material opposed to the earlier black sponge rubber.

CASE



Type 2A British (See page 7).

- VOAS number ZA 3104 with a broad arrow printed on the case.
- Locking swivel catch version 1A.
- Edge of lid was reinforced with metal strip.
- Sponge rubber valves container.
- Mfr. number in 'Plan of case': PC 64036.
- Drawing of the 3 valves packed inside was positioned at the top of plan of case.
- Position of valves differed from that of Type 2B and 2C.
- Valves types notations: Commercial, Army and VAOS ZA numbers.
- Case Type 2A was also used with other sets with different VAOS numbers (designated Type 2D).

DETAILS

VALVES CONTAINER/BASE



Sponge rubber valves container.

PLAN OF CASE



CATCH




Version 1A, locking swivel catch fastened by a roundhead screw.

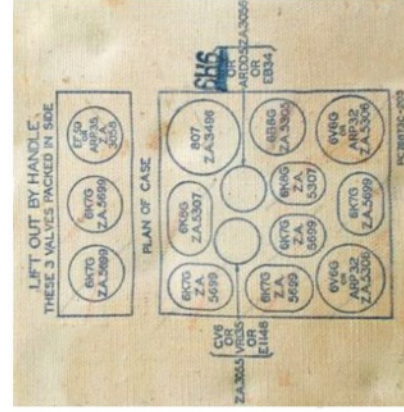


Type 2B (Early version) Canadian (See page 8).

- No VOAS ZA number printed on the case.
- Spring catch version 1B.
- Canadian broad arrow stamp on outside lid.
- Sponge rubber valves container.
- Mfr. number in 'Plan of case': PC 76873C-205.
- Drawing of the 3 valves packed inside was positioned at the top of plan of case.
- Position of valves differed from that of Type 2A.
- Valves types notations: Commercial, Army and VAOS ZA numbers.
- Mounting holes at the bottom of the steel case.
- Colour dark green.



Sponge rubber valves container.



Version 1B, locking swivel catch fastened by a rivet.

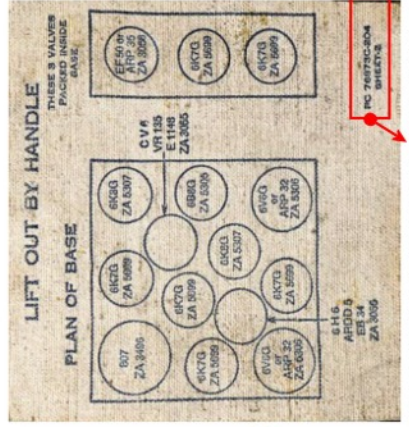


Type 2B (Later version) Canadian (See page 9).

- No VOAS ZA number printed on the case.
- Spring catch version 2.
- Canadian broad arrow stamp on outside lid.
- Metal base for valves.
- Variations of mfr. number in 'Plan of case': PC 76873C-204, NE 76873C-204 or 106-251.
- Drawing of the 3 valves packed inside was positioned at the right hand side.
- Position of valves differed from that of Type 2A.
- Valves types notations: Commercial, Army and VAOS ZA numbers.
- Mounting holes at the bottom of the steel case.




Metal valves base.



Version 2, spring catch.

At least 4 manufacturer number variations are known.

CASE



DETAILS

- **Type 2C USA** (See page 10).
- **No VAOS ZA number printed on the case.**
- Locking swivel catch version 1B.
- Bottom of case had a raised edge.
- Red and black SC inspection stamps.
- Metal base for valves.
- 'Plan of case' had no manufacturer's number.
- Drawing of 3 valves packed inside was positioned at the right hand side.
- Position of valves differed from that of Type 2A
- Valves type notations: Commercial and VT numbers.
- Early production had 2 VT-232 and 5 VT-85 valves.

VALVES CONTAINER/BASE



Photo of metal base and plan of case were taken from the early version.

PLAN OF CASE



CATCH



Version 1B, locking swivel catch, fastened by a rivet

Type 2D Case Spare Valves No. 4G. (See page 11).




- VAOS number ZA 22935.
- Locking swivel catch version 1A.
- Broad arrow printed at side of the case.
- Edge of lid was reinforced with a metal strip.
- Cardboard valves container.
- 'Plan of case' had no manufacturer's number.
- Plan of case for either WS 19 and WS 22.
- Valves type notations included Army and commercial numbers.

*) Spare valves cases No. 4 for other sets, similar to Type 2D, were not included.



Cardboard valves container.



Version 1A, locking swivel catch, fastened by a roundhead screw.

Type 2E Case Spare Valves No. 4G Mk 1/1. (See page 11).

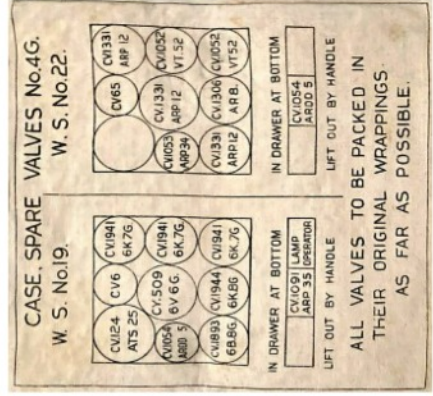


- VAOS number ZA 26925
- Locking catch version 3.
- Broad arrow printed at side of the case.
- Edge of lid was reinforced with a metal strip.
- Cardboard valves container.
- 'Plan of case' had no manufacturer's number.
- Plan of case for either WS 19 and WS 22.
- Valves type notations included Army and CV numbers. (A variation was noted with only Army and commercial valves).

) Spare valves cases No. 4 from other sets, similar to Type 2E, were not included.



Cardboard valves container.



Version 3 locking catch.

Appendix 2. Identification list of currently known British spare valves cases.

Type	VAOS No.	Used with equipment.
Cases Spare Valves No. 1	ZA 11508	General purpose, WS No. 28, R103
Cases Spare Valves No. 2	ZA 12791	WS No. 38 Mk.I and Mk.II
Cases Spare Valves No. 2 Mk.1/1	ZA 28479	WS No. 38 Mk.3
Cases Spare Valves No. 3	ZA 9817	WS No. 8, 18, Det. Mine No. 2
Cases Spare Valves No. 4A	ZA 13394	R106
Cases Spare Valves No. 4B	ZA 13395	Reception Set UHF
Cases Spare Valves No. 4C	ZA 14041	WS No. 22, R208
Cases Spare Valves No. 4D	ZA 11014	WS No. 21
Cases Spare Valves No. 4E	ZA 20114	Target Control Equipment
Cases Spare Valves No. 4F	ZA 20655	Radio Link SR/DF No.3
Cases Spare Valves No. 4G	ZA 22935	WS No. 19, 22
Cases Spare Valves No. 4GT	ZA 26925	WS No. 19, 22, 62
Cases Spare Valves No. 4G Mk.1/1	ZA 26925	WS No. 19, 22
Cases Spare Valves No. 4H	ZA 23671	W Stations T1154/R106
Cases Spare Valves No. 4J	ZA 24290	WS No. 53
Cases Spare Valves No. 4J Mk.I/I	ZA 29117	WS No. 53
Cases Spare Valves No. 4K	ZA 28125	WS No. 62
Cases Spare Valves No. 4M		WS CN 348
Cases Spare Valves No. 4P	Z2/ZB 14828	SR C12
Cases Spare Valves No. 5	ZA 10418	Amplifier RF No. 2
Cases Spare Valves No. 5 Mk.1/1	ZA 28552	Amplifier RF No. 2
Cases Spare Valves No. 6	ZA 14960	W Sender RCA4332A
Cases Spare Valves No. 7	ZA 17695	W Sender Adm 5G (Modified)
Cases Spare Valves No. 8	ZA 15497	Philcp BV611, BV612
Cases Spare Valves No. 9	ZA 16479	WS No. 12 HP
Cases Spare Valves No. 10	ZA 0692	Wavemeter Class C No. 1
Cases Spare Valves No. 11	ZA 11103	WS No. 48 Mk.I
Cases Spare Valves No. 12	ZA 19838	WS LCV/BC610/19
Cases Spare Valves No. 13	ZA 24343	WS 53
Cases Spare Valves No. 13T	ZA 29076	WS 53
Cases Spare Valves No. 14	ZA 25183	R306
Cases Spare Valves No. 15	ZA 26799	WS No. 78
Cases Spare Valves No. 16	ZA 28690	R209
Cases Spare Valves No. 16 Mk.2	ZA 42589	R209 Mk.2
Cases Spare Valves No. 18	ZA 37926	R220/R220
Cases Spare Valves No. 21	Z1/ZA 38163	WS BE 201
Cases Spare Valves No. 22	ZA 41707	
Cases Spare Valves No. 22A	ZA 43457	C41/R222
Cases Spare Valves WS No. 9	ZA 8339	WS No. 9
Cases Spare Valves WS No. 11	ZA 8580	WS No. 11
Cases Spare Valves WS No. 12	ZA 3545	WS No. 12
Cases Spare Valves WS No. 14		WS No. 14
Cases Spare Valves WS No. 19 Mk.I	N.I.V.	WS No. 19 Mk.I
Cases Spare Valves WS No. 19	ZA 3104	WS No. 19
Cases Spare Valves WS No. 21	ZA 11014	WS No. 21
Cases Spare Valves WS No. 33	ZA 10727	WS No. 33
Cases Spare Valves WS No. 36	ZA 10792	WS No. 36
Cases Spare Valves Rec Set R107	ZA 2965	R107
Cases 6 Valve	N.I.V.	WS No. 1
Cases 2 Valve ATS250	ZA 0959	WS No. 3
Cases 2 Valve ATP100 No. 1	ZA 10950	WS No. 33
Cases Spare Valves (10¼ x 6½ x 6¼)?	ZA 42362	WS C43


Appendix 3. Canadian WS No. 9, No. 19HP and WS No. 29 spare valves cases.

Canadian No. 19 Set predecessor WS No. 9, and intended follow up WS No. 29, had spare valves cases which resembled Type 2A and Type 2B. The wooden spare valves case of the Canadian WS No. 19 high power RF amplifier also carried spare parts.

Wireless Set No. 9 (Can.)



'Wireless Set (Canadian) No. 9 Case Spare Valves' resemble Type 2A. It was, however, larger (17x17x21cm), and had a wooden base fitted with valve holders. This case was issued to the early Canadian No. 9 Set which was a copy of the British parent set.



Wireless Set No. 9 (Can.)



The case held the following valves: ARDD1, 3x ARP3, 2x AT20 and an ATS70.

Wireless Set No. 19HP (Can.)



The Canadian 'Amplifier for Wireless Set No. 19 Case Spare Valves & Parts' was a wooden box issued with the Canadian developed RF amplifier.



Wireless Set No. 29 (Can.)



'Case spare valves No. C2 ZA/CAN 2114' (RCA-107742-1) contained spare valves and certain spare parts for Wireless Set (Canadian) No. 29 which was intended as a replacement for Wireless Set No. 19. The case was identical to Type 2B with the exception of two steel separators replacing the metal base.





Wireless Set No. 29 (Can.)



Comparison between WS No. 29 (Can.) (left) and WS No. 19 (Can.) (right) spare valve box-

A loose leaf folder for the WftW Pamphlet Series.

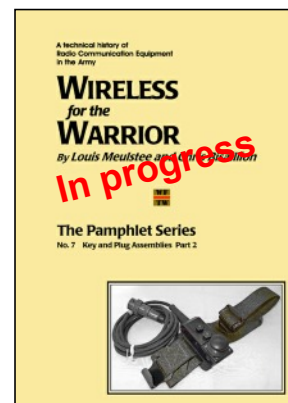
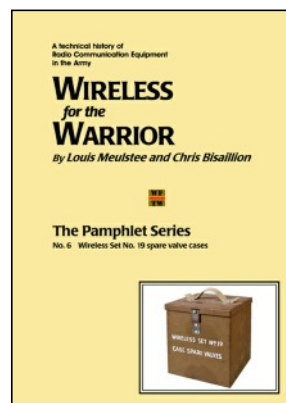





Shown right is a suggestion for a simple and inexpensive method to keep the printed pages together in a plastic clear view A4 document folder. Printable front and rear cover sheets, provided with the downloads, will give the folder an attractive appearance.



No colour printer available or considering that the printing costs of 54 colour pages is excessively high? Or looking for an original and nice present for a Morse key enthusiast?

A modestly priced, professionally full colour printed and bound copy of Pamphlet No. 5 in A5 format matching the WftW Compendium series is now available.

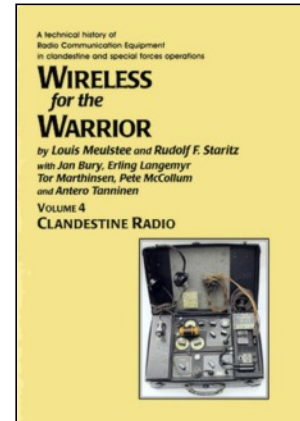



See <http://www.wftw.nl/compendium7.html>




The **WftW Pamphlet** series is the latest addition to the **Wireless for the Warrior** range, created to accommodate a future range of reprints of articles and reports of historical importance, hitherto not published documents, and technical reports on British Army signalling. This free to download and print ready series replaces the now discontinued 'Overview' booklets.

About the Wireless for the Warrior books


The Wireless for the Warrior range of books (comprising the **Volume**, **Compendium**, **Supplement** and **Pamphlet** series) are intended as a source of reference to the history and development of radio communication equipment used by the British Army from the very early days of wireless up to the 1960s. Line equipment and military radio communication equipment from other countries is also covered in the recently published Compendiums. For detailed information, review pages and order information visit www.wftw.nl





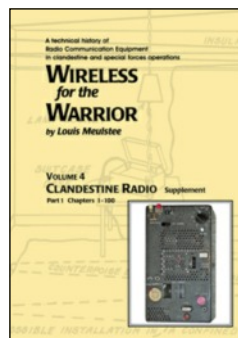
The books in the WftW **Volume** series are very detailed and include circuit diagrams, technical specifications and alignment data in addition to technical development history, complete station lists and vehicle fitting instructions. Generally no operational histories are given as these have been published extensively in numerous other books.



The WftW **Compendium** series is a new addition to the Wireless for the Warrior range, currently comprising 7 books. The new series is principally intended as a practical guide and reference source to vintage military signal communication equipment. The books are particularly valuable to anyone with an interest, professionally or otherwise, in this subject, requiring an elementary but complete quick reference and recognition handbook. Containing condensed data summaries, liberally illustrated with photos and drawings, explanatory captions and short description of the main ancillaries, its pocket size format and laminated soft cover makes it an ideal reference and reliable companion for events such as auctions and radio rallies, or just for browsing at leisure.



WftW **'BUGS'** is a recent book describing the technical history of telephone and room surveillance systems of the Stasi.



The WftW **'Supplement'** series are full colour reprints of previously published WftW Vol. 4 Supplement 'Chapters'.